

CREDIT OPINION

14 November 2023

Update



RATINGS

Hamburg Commercial Bank AG

Domicile	Hamburg, Germany
Long Term CRR	A3
Type	LT Counterparty Risk Rating - Fgn Curr
Outlook	Not Assigned
Long Term Debt	A3
Type	Senior Unsecured - Dom Curr
Outlook	Stable
Long Term Deposit	A3
Type	LT Bank Deposits - Fgn Curr
Outlook	Stable

Please see the [ratings section](#) at the end of this report for more information. The ratings and outlook shown reflect information as of the publication date.

Contacts

Andrea Wehmeier +49.69.70730.782
 VP-Senior Analyst
 andrea.wehmeier@moodys.com

Alexander Hendricks, +49.69.70730.779
 CFA
 Associate Managing Director
 alexander.hendricks@moodys.com

Carola Schuler +49.69.70730.766
 MD-Banking
 carola.schuler@moodys.com

» Contacts continued on last page

Hamburg Commercial Bank AG

Update to credit analysis

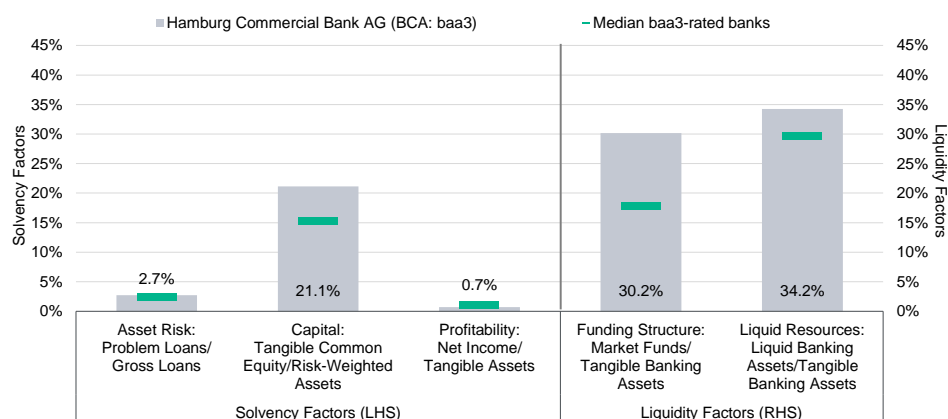
Summary

[Hamburg Commercial Bank AG's](#) (HCOB) A3 deposit and senior unsecured debt ratings reflect the bank's baa3 Baseline Credit Assessment (BCA) and Adjusted BCA, and the application of our Advanced Loss Given Failure (LGF) analysis, which incorporates the relative loss severity of a liability class, resulting in three notches of rating uplift for deposits and senior unsecured debt. HCOB's ratings do not benefit from government support uplift because of its small size in the context of the German banking sector.

HCOB's baa3 BCA reflects the bank's sustainably strengthened solvency profile; and its improved profitability and strong capital levels, which provide a substantial buffer against potential losses from its still largely asset-based finance risk exposure. The achieved resilience is an important consideration in the context of its quasi-monoline business model. The BCA also incorporates HCOB's stable funding and solid liquidity, whose levels have remained largely unchanged since the bank's privatisation in 2018. HCOB's asset risk profile remains characterised by the bank's focus on higher-risk loans, predominantly asset-based lending activities, in particular commercial real estate (CRE) and shipping finance, although the bank has increased and diversified into corporate lending activities.

Exhibit 1

Key financial ratios



Source: Moody's Investors Service

Credit strengths

- » HCOB benefits from its capitalisation, which we expect to remain strong.
- » The bank has sustainably increased its profitability, providing a buffer against a potential increase in risk costs.
- » HCOB maintains solid liquidity buffers.

Credit challenges

- » The bank's asset risk concentrations remain high because it is focused on high-margin asset-based lending, despite diversification into corporate lending.
- » HCOB's funding profile relies on a diversified set of market funding sources.

Outlook

The stable outlook reflects our expectation that HCOB will be able to protect its achieved solvency, in particular that neither its capitalisation nor its profitability will drop below our expectation. Furthermore, the stable outlook reflects our assumption that the outstanding volumes of junior senior unsecured and subordinated debt instruments do not significantly drop below indicated levels in relation to the bank's balance sheet.

Factors that could lead to an upgrade

- » HCOB's rating could be upgraded in case of an upgrade of its BCA, which could result from a significant risk and earnings diversification from its current asset-based finance business model.
- » The bank's junior senior unsecured debt and subordinated debt ratings could be upgraded in case of significant additional volumes of capital instruments (Tier 2 and Additional Tier 1) being issued.

Factors that could lead to a downgrade

- » HCOB's ratings could be downgraded if the bank's BCA is downgraded or if its liability structure leads to a less favourable outcome under our Advanced LGF analysis, which could for example result from a significant reduction in the volume of debt instruments subordinated to senior unsecured liabilities.
- » A downgrade of HCOB's BCA could result from a weakening of the bank's combined solvency profile, in particular if this were to be caused by a significant reduction in the bank's achieved profitability or a less conservative capital management, beyond the bank's current targets.

This publication does not announce a credit rating action. For any credit ratings referenced in this publication, please see the issuer/deal page on <https://ratings.moody's.com> for the most updated credit rating action information and rating history.

Key indicators

Exhibit 2

Hamburg Commercial Bank AG (Consolidated Financials) [1]

	06-23 ²	12-22 ²	12-21 ²	12-20 ²	12-19 ²	CAGR/Avg. ³
Total Assets (EUR Billion)	30.8	31.5	29.9	32.6	46.7	(11.2) ⁴
Total Assets (USD Billion)	33.6	33.7	33.9	39.9	52.4	(11.9) ⁴
Tangible Common Equity (EUR Billion)	3.5	4.9	4.4	4.1	3.9	(3.0) ⁴
Tangible Common Equity (USD Billion)	3.8	5.2	5.0	5.0	4.4	(3.8) ⁴
Problem Loans / Gross Loans (%)	2.7	2.0	2.2	2.4	2.1	2.3 ⁵
Tangible Common Equity / Risk Weighted Assets (%)	21.1	31.9	31.5	26.2	18.5	25.8 ⁶
Problem Loans / (Tangible Common Equity + Loan Loss Reserve) (%)	13.1	7.3	9.1	12.1	14.2	11.1 ⁵
Net Interest Margin (%)	1.9	2.1	1.7	1.4	1.0	1.6 ⁵
PPI / Average RWA (%)	2.5	2.0	1.7	1.0	0.8	1.6 ⁶
Net Income / Tangible Assets (%)	1.1	1.2	0.8	-0.3	0.2	0.6 ⁵
Cost / Income Ratio (%)	47.7	53.7	59.6	67.4	71.6	60.0 ⁵
Market Funds / Tangible Banking Assets (%)	32.2	30.2	35.7	40.6	31.1	34.0 ⁵
Liquid Banking Assets / Tangible Banking Assets (%)	35.4	34.2	28.7	25.4	27.7	30.3 ⁵
Gross Loans / Due to Customers (%)	136.7	149.4	185.4	203.9	147.9	164.7 ⁵

[1] All figures and ratios are adjusted using Moody's standard adjustments. [2] Basel III - fully loaded or transitional phase-in; IFRS. [3] May include rounding differences because of the scale of reported amounts. [4] Compound annual growth rate (%) based on the periods for the latest accounting regime. [5] Simple average of periods for the latest accounting regime. [6] Simple average of Basel III periods.

Sources: Moody's Investors Service and company filings

Profile

Based in Northern Germany, Hamburg Commercial Bank AG (HCOB) is a regional commercial bank with a focus on asset-based lending for CRE, shipping, project finance and corporate lending, with reported total assets of €30.8 billion as of June 2023. The bank rebranded to HCOB from HSH Nordbank AG in early 2019 and aims to operate as an efficient commercial bank focused on domestic clients, although it has an appetite for international expansion, particularly into the US but also into select European countries.

HCOB is the first former Landesbank that transformed into a privately owned bank. Since November 2018, the bank has been owned by a consortium of private equity funds led by Cerberus Capital Management L.P. and J.C. Flowers & Co.

As of June 2023, HCOB had 863 full-time equivalent (FTE) employees, primarily in its headquarters in Hamburg and its branch in Kiel. HCOB had additional domestic branch offices in Berlin, Frankfurt, Düsseldorf, Munich and Stuttgart, and three offices abroad in Athens, London and Luxembourg.

Weighted macro profile of Strong

Although HCOB is focused on the German market, the bank's assigned Strong weighted macro profile is set one notch below the [Strong \(+\)](#) macro profile of Germany, reflecting the issuer's international activities in countries with less benign operating environments, including its shipping exposure, which is sensitive to global trade and macroeconomic conditions.

Detailed credit considerations

Asset risk profile has improved, but remains vulnerable to tail risks stemming from sector concentrations

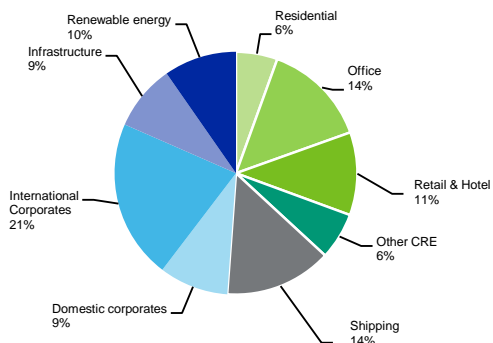
We assign a ba1 Asset Risk score to HCOB, four notches below the a3 initial score, reflecting significant concentration risks. In an adverse scenario, these risks could lead to an accelerated increase in problem loans beyond the reported nonperforming loan ratio of 2%-3% that the bank achieved. The bank's concentration in higher-risk CRE lending remains at a multiple of its capital and exposes it to cyclical risk. Ship lending was significantly reduced after the privatisation in 2018.

HCOB's underwriting shifted its focus more to corporate lending in 2022. In H1 2023, HCOB raised its new business activity to €3.0 billion in gross lending from €2.8 billion in H1 2022, with shipping increasing to €0.7 billion from €0.6 billion. CRE remained stable at €0.7 billion and project finance (including renewable energy financing and digital infrastructure projects) increased to €0.6 billion from €0.5 billion, while the corporate segment declined to €0.9 billion from €1.0 billion.

Exhibit 3

HCOB's loan book is concentrated in asset-based exposure, with shipping and CRE lending segments particularly exposed to adverse economic scenarios

Total exposure of €21.7 billion (as of June 2023, breakdown by segment)

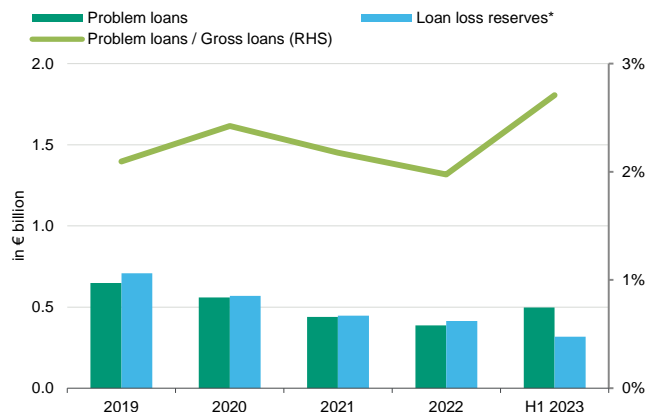


Source: Company

Exhibit 4

HCOB's reduced level of problem loans is covered by loan loss reserves

Volume in € billions



*Loan loss reserves excluding the compensation item under the former guarantee.

Sources: Company and Moody's Investors Service

In H1 2023, the bank's problem loan ratio increased to 2.7% from 2.0% as of year-end 2022. As of June 2023, HCOB had €498 million of problem loans, up from €387 million as of December 2022, whereas gross customer loans decreased slightly to €18.4 billion. As of June 2023, HCOB's loan loss reserves decreased to €318 million (December 2022: €414 million), or 1.7% of gross customer loans, although still providing an ample buffer against potential increases in problem loans, for example, as a result of the current economic downswing.

Capitalisation is likely to remain strong, providing a substantial buffer

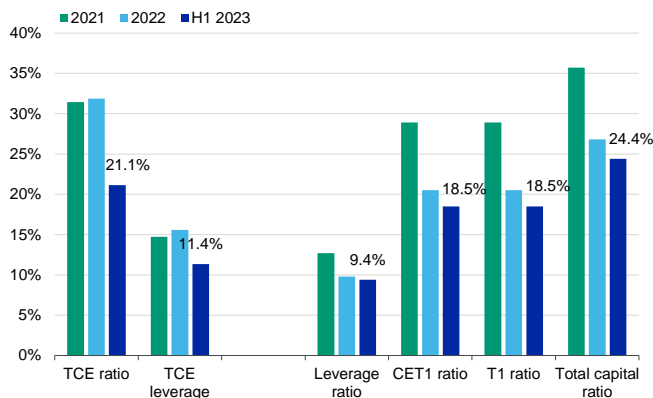
We expect HCOB to maintain substantial core capital buffers, as reflected in the assigned aa3 Capital score, one notch below the aa2 initial score derived from the tangible common equity (TCE) ratio of 21.1% (year-end 2022: 31.9%). The assigned score reflects both HCOB's very strong absolute capitalisation, as reflected in its TCE leverage ratio of 11.4%, and the management targeting a Common Equity Tier 1 (CET1) capital ratio of at least 17%.

As of June 2023, HCOB reported a CET1 ratio of 18.5% (2022: 20.5%), and its regulatory Tier 1 leverage ratio was also very strong at 9.4% (2022: 9.8%). The deterioration in regulatory capital ratios was primarily driven by a €1.5 billion special dividend paid to its shareholders in April 2023, representing a 7.8% reduction in CET1, and to a much lesser degree by the impact of a model change away from the advanced internal ratings-based approach. The impact of the deterioration has filtered through to our TCE ratios, converging closer towards regulatory core capital ratios as a result. The still persisting difference between regulatory capital ratios and TCE reflects that regulatory capital ratios do not include the half-year profit and regulatory deductions.

The [introduction of a countercyclical buffer of 0.75%](#) of domestic risk-weighted assets (RWA) and an additional 2.0% buffer specific to RWA from domestic loans backed by residential properties from February 2023, as announced by the banking supervisory authority BaFin for German banks in January 2022, had a limited impact on HCOB's comfortable distance from the regulatory minimum levels.

This solid distance from minimum capital requirements is further supported by declining Pillar 2 requirements (P2R). The European Central Bank has lowered P2R from 2.75% for total capital and 1.55% for CET1 in 2021 to 1.82% and 1.02%, respectively, as of 2023. This is a departure from the trend of either stable or even rising requirements for other German banks.

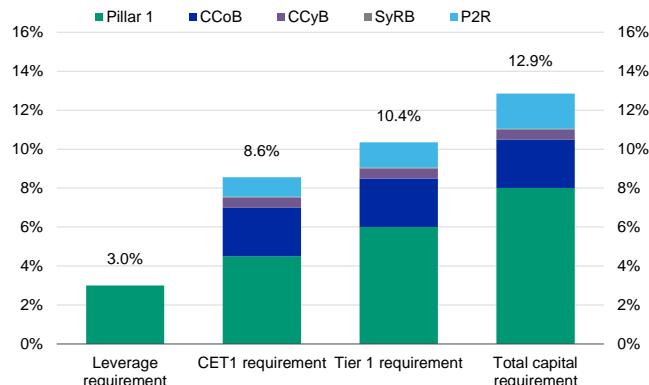
Exhibit 5

HCOB's capitalisation is high and far above industry standards ...

TCE = Tangible common equity (our calculation); CET1 = Common Equity Tier 1; T1 = Tier 1 capital.

Source: Moody's Investors Service

Exhibit 6

... and significantly exceeds its capital requirements

CCoB = Capital conservation buffer; CCyB = Countercyclical capital buffer; SIB = Systemically important institutions buffer; P2R = Pillar 2 requirement.

Requirements include the 2.5% capital conservation buffer and assumption of a partial fulfilment of the Pillar 2 requirement through Additional Tier 1 and Tier 2 instruments.

Source: Company

HCOB has sustainably improved profitability to a level where a higher level of loan losses can be absorbed without impairing its capital position

We assign a baa3 Profitability score to HCOB, in line with the initial score. This reflects our expectation that, even in a more difficult economic environment, the bank will be able to maintain its strengthened profitability, a result of extensive restructuring measures.

HCOB drastically reduced costs, not least through a reduction in its workforce from more than 2,000 FTE employees as of year-end 2016 to 863 FTE employees as of June 2023. Following a mix of additional FTE reductions and some selective new commercial and technology staff hires, HCOB's management now targets a workforce of around 950 FTE employees by year-end 2024.

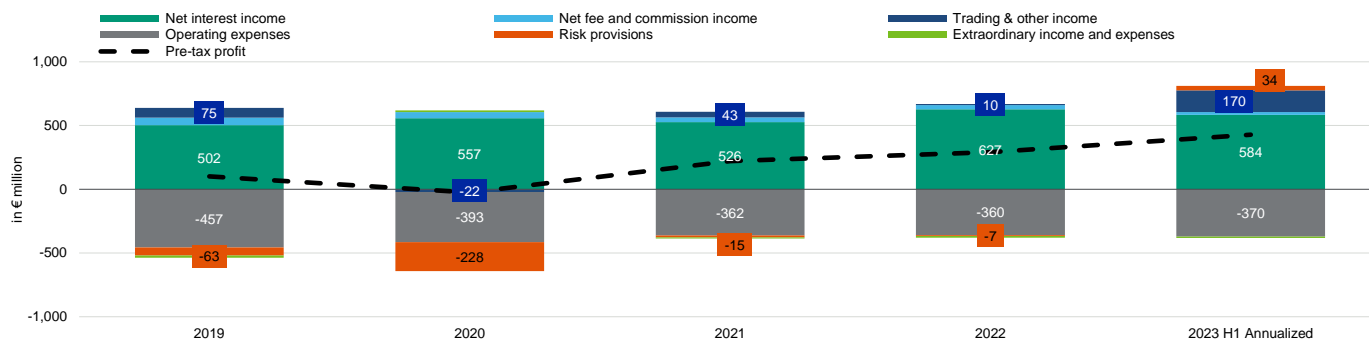
Efficiency improvements will remain paramount for the bank to achieve sustainably higher profitability. The bank's ownership structure does provide it with access to additional process optimisation skills that help reposition its cost base. However, the bank's target of a cost-to-income ratio in the low-40s in percentage terms was reached in 2022, and reflects its focus on corporate banking and CRE lending. Achieving the target positions HCOB as one of the more efficient German banks. The improved efficiency places the bank in a good position to deal with potential challenges, such as higher risk costs as a result of the current economic downturn, and provides a buffer against adverse developments within the more cyclical part of the asset portfolio.

For H1 2023, HCOB reported a significantly improved pretax profit of €230 million (H1 2022: €178 million). The administrative expenses increased marginally to €156 million in H1 2023, compared with €150 million for the same period in 2022. However, HCOB's net interest income, the bank's key revenue driver, increased to €292 million in H1 2023 from €260 million in H1 2022, and there was a reversal of €2 million in loan loss provisions.

Exhibit 7

Tight cost management and rising net interest income support an improving outlook

In € millions; H1 2023 annualized results



Includes our adjustments for significant nonrecurring and unusual items. Risk provisions include provisions for non-credit risks.

Source: Moody's Investors Service

In 2023, a normalisation in loan loss provisions, driven by moderately rising problem loans, will constrain HCOB's results, which will, however, remain solid. HCOB's management forecasts a pre-tax profit of around €350 million for 2023. After the bank's IT transformation, which it expects to nearly conclude in 2023, HCOB aims to operate with a highly competitive cost-to-income ratio of 45%, also based on a net interest margin of around 200 basis points in 2023.

HCOB's funding profile is more mature after the transformation

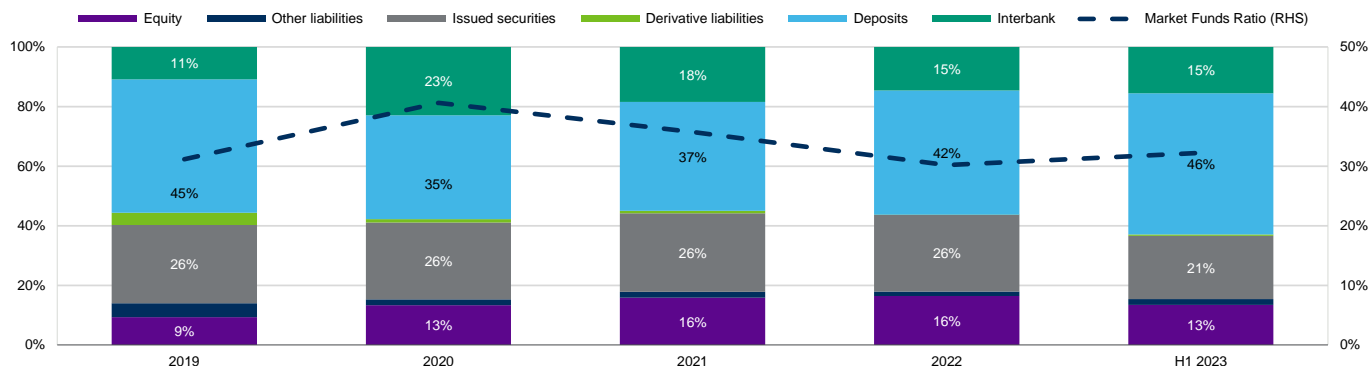
We assign a ba3 Funding Structure score to HCOB, two notches below the initial score. This takes into account our expectations on the development of the bank's funding profile; additional information on market funding instruments, such as promissory notes and registered bonds that are accounted for as deposits; and also the bank's deposit quality, focusing on corporate clients.

In January 2022, HCOB joined the voluntary deposit guarantee fund for Germany's private banks. This fund protects the claims of retail and small and medium-sized enterprise investors that exceed the coverage of the statutory deposit guarantee scheme and, to a lesser extent, also covers the deposits of corporate and selected institutional investors that dominate HCOB's deposit base.

HCOB has been making sound progress in the transformation of its funding structure, in terms of both its maturity profile and funding cost. These had weighed on the bank as a result of investor caution ahead of HCOB's privatisation in 2018. Since then, the bank's pronounced leverage reduction has allowed for a decrease in the cost and shorter-term funding components. On its way to tapping longer-term funding, HCOB issued several benchmark-size unsecured and covered bonds. At the same time, the bank has been focusing on securing deposits with longer maturities, with a more granular base of lending or payment services to customers in recent years, while scaling back its plan to launch an online retail deposit franchise.

As of June 2023, HCOB reduced its recourse to central bank funding under the attractively priced targeted longer-term refinancing operations (TLTRO III) to €1.0 billion from €3 billion in 2020. Supported by the bank's progress in accessing other long-term funding and corporate deposits, HCOB is on track to reduce this temporarily employed source of funding.

Exhibit 8
HCOB's TLTRO drawing in 2020 temporarily increased interbank liabilities



Market funds ratio = Market funds as a percentage of tangible banking assets. Interbank funding includes central bank funding.

Source: Moody's Investors Service

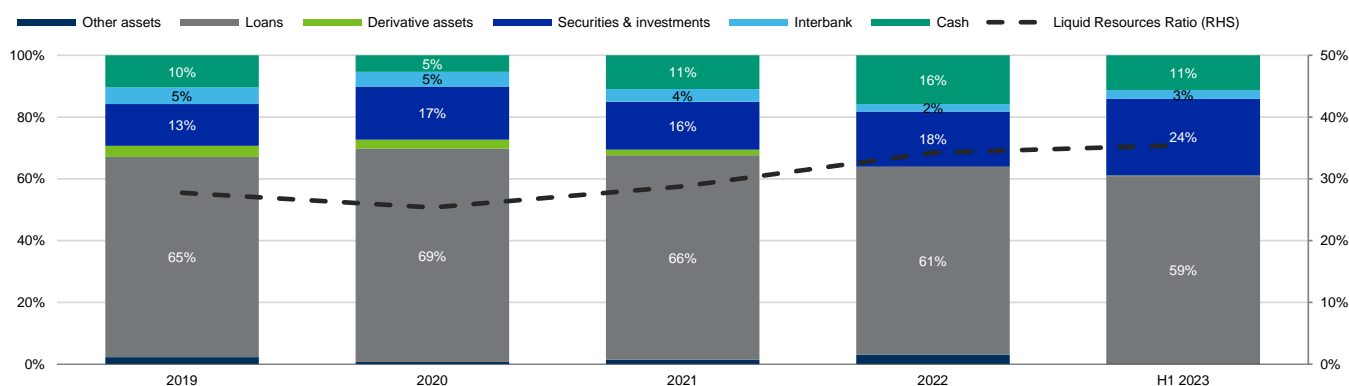
Substantial liquidity buffers to remain in place

We assign a baa2 Liquidity score to HCOB, two notches below the initial score, based on the available liquid resources after considering asset encumbrance.

HCOB maintained a €3.4 billion cash position as of June 2023, in addition to other liquid assets (including fixed-income securities) of €7.2 billion. The securities book is accounted for at fair value, with no unrealized losses. Once TLTRO funding is repaid, we expect the bank's unencumbered liquid resources to account for at least 20% of its tangible banking assets.

HCOB's regulatory net stable funding ratio of 113% and LCR of 157% as of June 2023 are well above regulatory minimums, indicating a sound coverage of the likely liquidity outflow in the near term, including the dividend. By 2024, HCOB targets to maintain a sound LCR in excess of 140%.

Exhibit 9
HCOB maintains sufficient balance-sheet liquidity
Composition of assets



Liquid resources ratio = Liquid banking assets as a percentage of tangible banking assets.

Source: Moody's Investors Service

Business diversification adjustment

To reflect the risks from HCOB's focus on the asset-based lending business model, we apply a one-notch qualitative adjustment for its limited business diversification in our scorecard.

HCOB has maintained its focus on asset-based lending, despite its diversification into corporate lending, with a strong emphasis on domestic CRE lending, renewable energy projects and shipping loans. A greater degree of specialisation may limit the bank's ability to mitigate unexpected earnings volatility from its core activities.

Business diversification is an important gauge of a bank's sensitivity to stress in a single business line. It is related to earnings stability in the sense that earnings diversification across distinct and relatively uncorrelated lines of business increases the reliability of a bank's earnings streams and its potential to absorb shocks affecting a business line.

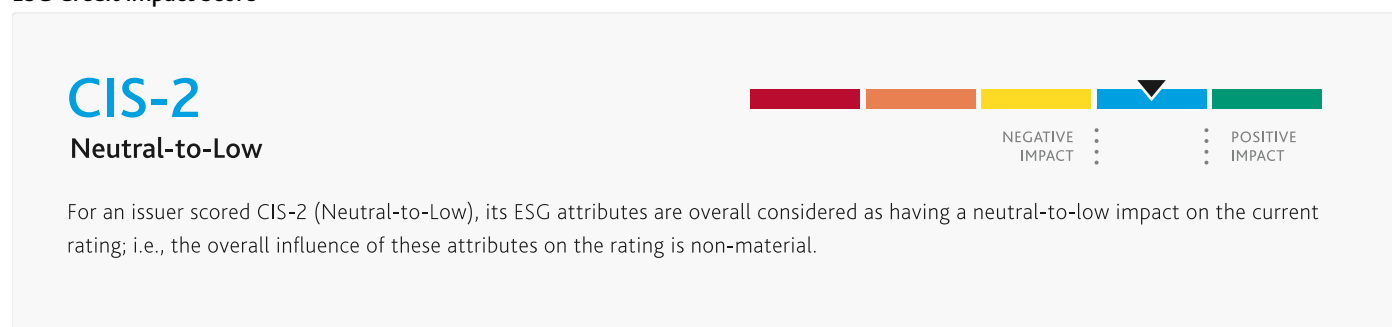
In particular, through its emphasis on CRE and ship lending, HCOB will be exposed to a rather volatile banking business through the cycle. CRE and ship lending are highly cyclical and, therefore, higher-risk sectors. CRE and shipping exposure can cause significant losses in times of financial market stress.

ESG considerations

Hamburg Commercial Bank AG's ESG Credit Impact Score is Neutral-to-Low CIS-2

Exhibit 10

ESG Credit Impact Score



Source: Moody's Investors Service

Hamburg Commercial AG's (HCOB)'s **CIS-2** indicates that ESG considerations have no material impact on the current ratings. The bank's corporate governance risks are low, with a high-risk appetite as part of its business model as an asset based finance specialist being mitigated by good controls and risk management.

Exhibit 11

ESG Issuer Profile Scores



Source: Moody's Investors Service

Environmental

HCOB faces moderate environmental risks primarily because of its exposure to carbon transition risk in its corporate loan book. In line with its peers, HCOB is facing mounting business risks and stakeholder pressure to meet broader carbon transition goals. In response, HCOB is engaging in integrating climate considerations in its credit risk assessment and supporting customers to facilitate their carbon transition.

Social

HCOB faces moderate exposure to social risks related to regulatory and litigation risks, requiring the bank to meet high compliance standards. Customer relations risks related to mis-selling and mis-representation are lower than industry average because of the bank's focus on institutional customers combined with a strong conduct track record. The bank is also proactively adapting to changing customer preferences (such as digitalisation and sustainable products).

Governance

HCOB's governance risks are low, despite its higher risk appetite and concentration risks inherent in its business model as an asset-based finance specialist. The bank's strategy, risk management function and organisational structure are in line with industry practices. HCOB's management enjoys a good track record with regards to the turnaround of the bank, including prudent management of its highly cyclical exposures, as visible in low non-performing loans and limited risk costs, underpinning a solid earnings potential and capital generation capacity. Finally, the bank's supervisory board reflects its ownership structure, dominated by a few private equity houses, exposing the bank to potential outsized influence by the controlling shareholders. Germany's developed institutional framework mitigates associated governance risks.

ESG Issuer Profile Scores and Credit Impact Scores for the rated entity/transaction are available on Moody's.com. In order to view the latest scores, please click [here](#) to go to the landing page for the entity/transaction on MDC and view the ESG Scores section.

Support and structural considerations

Affiliate support

We assume a low probability that HCOB's owners — primarily private equity funds, including Cerberus Capital Management, L.P., J.C. Flowers & Co. and Golden Tree Asset Management LNP — would support the bank in case of need, which results in no uplift for the baa3 Adjusted BCA from the bank's BCA.

Loss Given Failure (LGF) analysis

HCOB is subject to the EU Bank Recovery and Resolution Directive (BRRD), which we consider an operational resolution regime. We, therefore, apply our Advanced LGF analysis, where we consider the risks faced by the different debt and deposit classes across the liability structure, should the bank enter resolution.

In line with our standard assumptions, we assume residual TCE of 3% and post-failure losses of 8% of tangible banking assets, a 25% runoff in junior wholesale deposits and a 5% runoff in preferred deposits.

- » For deposits and senior unsecured debt rated A3, our LGF analysis indicates an extremely low loss given failure, leading to a three-notch uplift above the baa3 Adjusted BCA.
- » For junior senior unsecured debt rated Baa2, our LGF analysis indicates a low loss given failure, leading to a one-notch uplift from its baa3 Adjusted BCA.
- » For HCOB's subordinated programme rated (P)Ba1, our LGF analysis indicates a high loss given failure, leading us to position its rating one notch below the baa3 Adjusted BCA.

Government support considerations

Since the introduction of the BRRD, we have only very selectively assigned moderate expectations of support that the government might provide to a bank in Germany in times of need. Because of its small size relative to the German banking system and its limited degree of interconnectedness, we continue to assign a low government support probability to HCOB, which does not result in any rating uplift.

Counterparty Risk Ratings (CRRs)

HCOB's CRRs are A3/P-2

The CRRs are three notches above the bank's baa3 Adjusted BCA, based on the extremely low loss given failure from the high volume of instruments that are subordinated to CRR liabilities, reflected in three notches of uplift.

Counterparty Risk (CR) Assessment

HCOB's CR Assessment is A3(cr)/P-2(cr)

The bank's CR Assessment is three notches above its baa3 Adjusted BCA, based on the buffer against default provided by more subordinated instruments to the senior obligations represented by the CR Assessment. Because the CR Assessment captures the probability of default on certain senior operational obligations, rather than expected loss, we focus purely on subordination and take no account of the volume of the instrument class.

Methodology and scorecard

The principal methodology we used in rating HCOB was our [Banks Methodology](#), published in July 2021 .

About Moody's Bank Scorecard

Our scorecard is designed to capture, express and explain in summary form our Rating Committee's judgement. When read in conjunction with our research, a fulsome presentation of our judgement is expressed. As a result, the output of our scorecard may materially differ from that suggested by raw data alone (though it has been calibrated to avoid the frequent need for strong divergence). The scorecard output and the individual scores are discussed in rating committees and may be adjusted up or down to reflect conditions specific to each rated entity.

Rating methodology and scorecard factors

Exhibit 12

Hamburg Commercial Bank AG

Macro Factors							
Weighted Macro Profile		Strong	100%				
Factor	Historic Ratio	Initial Score	Expected Trend	Assigned Score	Key driver #1	Key driver #2	
Solvency							
Asset Risk							
Problem Loans / Gross Loans	2.7%	a3	↔	ba1	Sector concentration	Quality of assets	
Capital							
Tangible Common Equity / Risk Weighted Assets (Basel III - transitional phase-in)	21.1%	aa2	↔	aa3	Expected trend	Risk-weighted capitalisation	
Profitability							
Net Income / Tangible Assets	0.7%	baa3	↔	baa3	Expected trend	Return on assets	
Combined Solvency Score		a2		baa1			
Liquidity							
Funding Structure							
Market Funds / Tangible Banking Assets	30.2%	ba1	↔	ba3	Deposit quality	Extent of market funding reliance	
Liquid Resources							
Liquid Banking Assets / Tangible Banking Assets	34.2%	a3	↔	baa2	Stock of liquid assets	Asset encumbrance	
Combined Liquidity Score		baa2		ba1			
Financial Profile				baa2			
Qualitative Adjustments				Adjustment			
Business Diversification				-1			
Opacity and Complexity				0			
Corporate Behavior				0			
Total Qualitative Adjustments				-1			
Sovereign or Affiliate constraint				Aaa			
BCA Scorecard-indicated Outcome - Range				baa2 - ba1			
Assigned BCA				baa3			
Affiliate Support notching				0			
Adjusted BCA				baa3			

Balance Sheet is not applicable.

Debt Class	De Jure waterfall		De Facto waterfall		Notching		LGF Notching Guidance vs. Adjusted BCA	Assigned LGF notching	Additional Notching	Preliminary Rating Assessment
	Instrument volume + subordination	Sub-ordination	Instrument volume + subordination	Sub-ordination	De Jure	De Facto				
Counterparty Risk Rating	-	-	-	-	-	-	-	3	0	a3
Counterparty Risk Assessment	-	-	-	-	-	-	-	3	0	a3 (cr)
Deposits	-	-	-	-	-	-	-	3	0	a3
Senior unsecured bank debt	-	-	-	-	-	-	-	3	0	a3
Junior senior unsecured bank debt	-	-	-	-	-	-	-	1	0	baa2
Dated subordinated bank debt	-	-	-	-	-	-	-	-1	0	ba1

Instrument Class	Loss Given Failure notching	Additional notching	Preliminary Rating Assessment	Government Support notching	Local Currency Rating	Foreign Currency Rating
Counterparty Risk Rating	3	0	a3	0	A3	A3
Counterparty Risk Assessment	3	0	a3 (cr)	0	A3(cr)	
Deposits	3	0	a3	0	A3	A3
Senior unsecured bank debt	3	0	a3	0	A3	A3
Junior senior unsecured bank debt	1	0	baa2	0	Baa2	
Dated subordinated bank debt	-1	0	ba1	0	(P)Ba1	

[1] Where dashes are shown for a particular factor (or sub-factor), the score is based on non-public information.

Source: Moody's Investors Service

Ratings

Exhibit 13

Category	Moody's Rating
HAMBURG COMMERCIAL BANK AG	
Outlook	Stable
Counterparty Risk Rating	A3/P-2
Bank Deposits	A3/P-2
Baseline Credit Assessment	baa3
Adjusted Baseline Credit Assessment	baa3
Counterparty Risk Assessment	A3(cr)/P-2(cr)
Issuer Rating	A3
Senior Unsecured -Dom Curr	A3
Junior Senior Unsecured -Dom Curr	Baa2
Junior Senior Unsecured MTN -Dom Curr	(P)Baa2
Subordinate MTN -Dom Curr	(P)Ba1
Commercial Paper -Dom Curr	P-2
Other Short Term -Dom Curr	(P)P-2

Source: Moody's Investors Service

© 2023 Moody's Corporation, Moody's Investors Service, Inc., Moody's Analytics, Inc. and/or their licensors and affiliates (collectively, "MOODY'S"). All rights reserved. CREDIT RATINGS ISSUED BY MOODY'S CREDIT RATINGS AFFILIATES ARE THEIR CURRENT OPINIONS OF THE RELATIVE FUTURE CREDIT RISK OF ENTITIES, CREDIT COMMITMENTS, OR DEBT OR DEBT-LIKE SECURITIES, AND MATERIALS, PRODUCTS, SERVICES AND INFORMATION PUBLISHED BY MOODY'S (COLLECTIVELY, "PUBLICATIONS") MAY INCLUDE SUCH CURRENT OPINIONS. MOODY'S DEFINES CREDIT RISK AS THE RISK THAT AN ENTITY MAY NOT MEET ITS CONTRACTUAL FINANCIAL OBLIGATIONS AS THEY COME DUE AND ANY ESTIMATED FINANCIAL LOSS IN THE EVENT OF DEFAULT OR IMPAIRMENT. SEE APPLICABLE MOODY'S RATING SYMBOLS AND DEFINITIONS PUBLICATION FOR INFORMATION ON THE TYPES OF CONTRACTUAL FINANCIAL OBLIGATIONS ADDRESSED BY MOODY'S CREDIT RATINGS. CREDIT RATINGS DO NOT ADDRESS ANY OTHER RISK, INCLUDING BUT NOT LIMITED TO: LIQUIDITY RISK, MARKET VALUE RISK, OR PRICE VOLATILITY. CREDIT RATINGS, NON-CREDIT ASSESSMENTS ("ASSESSMENTS"), AND OTHER OPINIONS INCLUDED IN MOODY'S PUBLICATIONS ARE NOT STATEMENTS OF CURRENT OR HISTORICAL FACT. MOODY'S PUBLICATIONS MAY ALSO INCLUDE QUANTITATIVE MODEL-BASED ESTIMATES OF CREDIT RISK AND RELATED OPINIONS OR COMMENTARY PUBLISHED BY MOODY'S ANALYTICS, INC. AND/OR ITS AFFILIATES. MOODY'S CREDIT RATINGS, ASSESSMENTS, OTHER OPINIONS AND PUBLICATIONS DO NOT CONSTITUTE OR PROVIDE INVESTMENT OR FINANCIAL ADVICE, AND MOODY'S CREDIT RATINGS, ASSESSMENTS, OTHER OPINIONS AND PUBLICATIONS ARE NOT AND DO NOT PROVIDE RECOMMENDATIONS TO PURCHASE, SELL, OR HOLD PARTICULAR SECURITIES. MOODY'S CREDIT RATINGS, ASSESSMENTS, OTHER OPINIONS AND PUBLICATIONS DO NOT COMMENT ON THE SUITABILITY OF AN INVESTMENT FOR ANY PARTICULAR INVESTOR. MOODY'S ISSUES ITS CREDIT RATINGS, ASSESSMENTS AND OTHER OPINIONS AND PUBLISHES ITS PUBLICATIONS WITH THE EXPECTATION AND UNDERSTANDING THAT EACH INVESTOR WILL, WITH DUE CARE, MAKE ITS OWN STUDY AND EVALUATION OF EACH SECURITY THAT IS UNDER CONSIDERATION FOR PURCHASE, HOLDING, OR SALE.

MOODY'S CREDIT RATINGS, ASSESSMENTS, OTHER OPINIONS, AND PUBLICATIONS ARE NOT INTENDED FOR USE BY RETAIL INVESTORS AND IT WOULD BE RECKLESS AND INAPPROPRIATE FOR RETAIL INVESTORS TO USE MOODY'S CREDIT RATINGS, ASSESSMENTS, OTHER OPINIONS OR PUBLICATIONS WHEN MAKING AN INVESTMENT DECISION. IF IN DOUBT YOU SHOULD CONTACT YOUR FINANCIAL OR OTHER PROFESSIONAL ADVISER.

ALL INFORMATION CONTAINED HEREIN IS PROTECTED BY LAW, INCLUDING BUT NOT LIMITED TO, COPYRIGHT LAW, AND NONE OF SUCH INFORMATION MAY BE COPIED OR OTHERWISE REPRODUCED, REPACKAGED, FURTHER TRANSMITTED, TRANSFERRED, DISSEMINATED, REDISTRIBUTED OR RESOLD, OR STORED FOR SUBSEQUENT USE FOR ANY SUCH PURPOSE, IN WHOLE OR IN PART, IN ANY FORM OR MANNER OR BY ANY MEANS WHATSOEVER, BY ANY PERSON WITHOUT MOODY'S PRIOR WRITTEN CONSENT.

MOODY'S CREDIT RATINGS, ASSESSMENTS, OTHER OPINIONS AND PUBLICATIONS ARE NOT INTENDED FOR USE BY ANY PERSON AS A BENCHMARK AS THAT TERM IS DEFINED FOR REGULATORY PURPOSES AND MUST NOT BE USED IN ANY WAY THAT COULD RESULT IN THEM BEING CONSIDERED A BENCHMARK.

All information contained herein is obtained by MOODY'S from sources believed by it to be accurate and reliable. Because of the possibility of human or mechanical error as well as other factors, however, all information contained herein is provided "AS IS" without warranty of any kind. MOODY'S adopts all necessary measures so that the information it uses in assigning a credit rating is of sufficient quality and from sources MOODY'S considers to be reliable including, when appropriate, independent third-party sources. However, MOODY'S is not an auditor and cannot in every instance independently verify or validate information received in the credit rating process or in preparing its Publications.

To the extent permitted by law, MOODY'S and its directors, officers, employees, agents, representatives, licensors and suppliers disclaim liability to any person or entity for any indirect, special, consequential, or incidental losses or damages whatsoever arising from or in connection with the information contained herein or the use of or inability to use any such information, even if MOODY'S or any of its directors, officers, employees, agents, representatives, licensors or suppliers is advised in advance of the possibility of such losses or damages, including but not limited to: (a) any loss of present or prospective profits or (b) any loss or damage arising where the relevant financial instrument is not the subject of a particular credit rating assigned by MOODY'S.

To the extent permitted by law, MOODY'S and its directors, officers, employees, agents, representatives, licensors and suppliers disclaim liability for any direct or compensatory losses or damages caused to any person or entity, including but not limited to by any negligence (but excluding fraud, willful misconduct or any other type of liability that, for the avoidance of doubt, by law cannot be excluded) on the part of, or any contingency within or beyond the control of, MOODY'S or any of its directors, officers, employees, agents, representatives, licensors or suppliers, arising from or in connection with the information contained herein or the use of or inability to use any such information.

NO WARRANTY, EXPRESS OR IMPLIED, AS TO THE ACCURACY, TIMELINESS, COMPLETENESS, MERCHANTABILITY OR FITNESS FOR ANY PARTICULAR PURPOSE OF ANY CREDIT RATING, ASSESSMENT, OTHER OPINION OR INFORMATION IS GIVEN OR MADE BY MOODY'S IN ANY FORM OR MANNER WHATSOEVER.

Moody's Investors Service, Inc., a wholly-owned credit rating agency subsidiary of Moody's Corporation ("MCO"), hereby discloses that most issuers of debt securities (including corporate and municipal bonds, debentures, notes and commercial paper) and preferred stock rated by Moody's Investors Service, Inc. have, prior to assignment of any credit rating, agreed to pay to Moody's Investors Service, Inc. for credit ratings opinions and services rendered by it fees ranging from \$1,000 to approximately \$5,000,000. MCO and Moody's Investors Service also maintain policies and procedures to address the independence of Moody's Investors Service credit ratings and credit rating processes. Information regarding certain affiliations that may exist between directors of MCO and rated entities, and between entities who hold credit ratings from Moody's Investors Service, Inc. and have also publicly reported to the SEC an ownership interest in MCO of more than 5%, is posted annually at www.moody.com under the heading "Investor Relations — Corporate Governance — Charter Documents - Director and Shareholder Affiliation Policy."

Additional terms for Australia only: Any publication into Australia of this document is pursuant to the Australian Financial Services License of MOODY'S affiliate, Moody's Investors Service Pty Limited ABN 61 003 399 657 AFSL 336969 and/or Moody's Analytics Australia Pty Ltd ABN 94 105 136 972 AFSL 383569 (as applicable). This document is intended to be provided only to "wholesale clients" within the meaning of section 761G of the Corporations Act 2001. By continuing to access this document from within Australia, you represent to MOODY'S that you are, or are accessing the document as a representative of, a "wholesale client" and that neither you nor the entity you represent will directly or indirectly disseminate this document or its contents to "retail clients" within the meaning of section 761G of the Corporations Act 2001. MOODY'S credit rating is an opinion as to the creditworthiness of a debt obligation of the issuer, not on the equity securities of the issuer or any form of security that is available to retail investors.

Additional terms for Japan only: Moody's Japan K.K. ("MJKK") is a wholly-owned credit rating agency subsidiary of Moody's Group Japan G.K., which is wholly-owned by Moody's Overseas Holdings Inc., a wholly-owned subsidiary of MCO. Moody's SF Japan K.K. ("MSFJ") is a wholly-owned credit rating agency subsidiary of MJKK. MSFJ is not a Nationally Recognized Statistical Rating Organization ("NRSRO"). Therefore, credit ratings assigned by MSFJ are Non-NRSRO Credit Ratings. Non-NRSRO Credit Ratings are assigned by an entity that is not a NRSRO and, consequently, the rated obligation will not qualify for certain types of treatment under U.S. laws. MJKK and MSFJ are credit rating agencies registered with the Japan Financial Services Agency and their registration numbers are FSA Commissioner (Ratings) No. 2 and 3 respectively.

MJKK or MSFJ (as applicable) hereby disclose that most issuers of debt securities (including corporate and municipal bonds, debentures, notes and commercial paper) and preferred stock rated by MJKK or MSFJ (as applicable) have, prior to assignment of any credit rating, agreed to pay to MJKK or MSFJ (as applicable) for credit ratings opinions and services rendered by it fees ranging from JPY100,000 to approximately JPY550,000,000.

MJKK and MSFJ also maintain policies and procedures to address Japanese regulatory requirements.

REPORT NUMBER 1385183

Contacts

Gerson Morgenstern +49.69.70730.796
Sr Ratings Associate
gerson.morgenstern@moodys.com